



Mining Contractors and Engineers

Fatality Prevention Program

Development and Implementation

Presented by:

Derek Budge, CRSP

Director - Health, Safety and Environment
J.S. Redpath Limited

Roberta Spicer, B.Sc, CRSP

Superintendent - Health and Safety
J.S. Redpath Limited

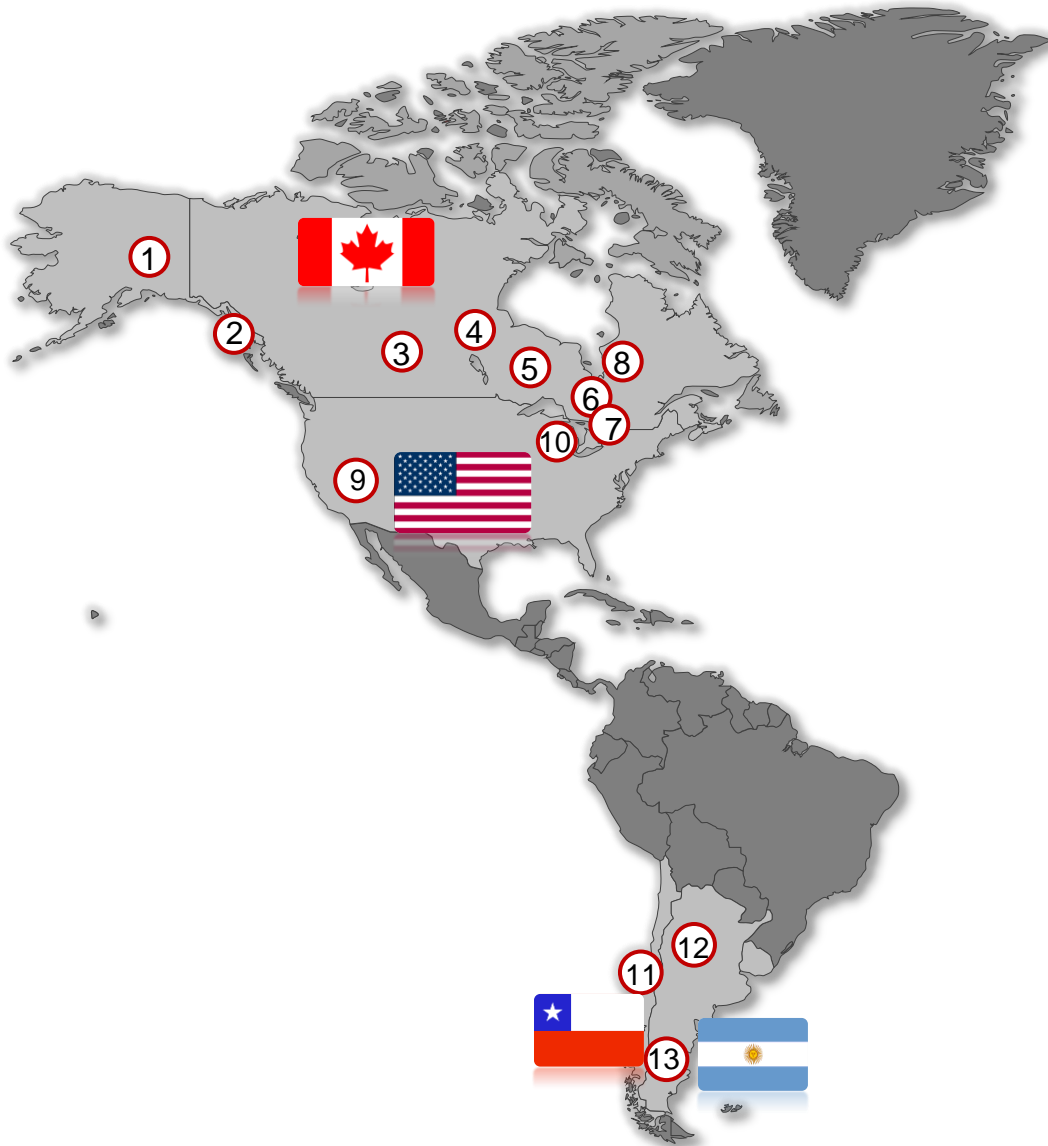
Redpath



- Mining Contractors and Engineers
- Started in 1962
- 4500 employees
- 44 Clients
- 13 Countries, 6 Continents



Project Locations - Worldwide



1. Sumitomo, Pogo - Alaska
2. Barnard, Blue Lake - Alaska
3. PCS, Scissors Creek (AMC) - Saskatchewan
PCS, Corey (AMC) - Saskatchewan
Mosaic, Esterhazy (AMC) - Saskatchewan
Agrium, Vanscoy (AMC) - Saskatchewan
4. HudBay, Lalor - Manitoba
HudBay, 777 - Manitoba
5. Goldcorp, Red Lake - Ontario
Goldcorp, Campbell - Ontario
Goldcorp, Cochenour - Ontario
Goldcorp, Musselwhite - Ontario
NAP, Lac des Iles - Ontario
6. Barrick, Williams - Ontario
Lake Shore Gold, Timmins West - Ontario
7. Vale, Totten - Ontario
FNI, Lockerby - Ontario
Vale, North Mine - Ontario
8. Goldcorp, Eleonore - Quebec
9. Barrick, Meikle/Rodeo - Nevada
Barrick, Bazza - Nevada
Newmont, Leeville - Nevada
Newmont, Midas - Nevada
10. Kennecott, Eagle - Michigan
11. Codelco, El Teniente - Chile
Las Cenizas - Chile
12. Troy, Casposo - Argentina
Yamana, Gualcamayo - Argentina
13. Goldcorp, Cerro Negro - Argentina

Project Locations - Worldwide



Mining Contractors and Engineers



1. Neves Corvo - Portugal
2. DME, Konrad - Germany
Asse - Germany
K+S - Germany
SWS, Heilbronn - Germany
Sedrun - Germany
Altena Burg - Germany
3. First Quantum, Turkey
4. Mindola, Zambia
5. Gem, Ghaghoo - Botswana
6. Northam - South Africa
Gold Fields, South Deep - South Africa
Umntho weSizwe, Mooihoek - South Africa
Samancor, Doornbosch - South Africa
Harmony, Phakisa - South Africa
Gold One, Cooke - South Africa
7. Uralkali, Ust Jaiwa - Russia
Uralkali, Solikamsk - Russia
8. Rio Tinto, Oyu Tolgoi - Mongolia
9. Freeport, Grasberg - Indonesia
Freeport, Big Gossan - Indonesia
Freeport, DOZ - Indonesia
10. MMG, Golden Grove - Australia
St. Barbara, Gwalia - Australia
11. BHP, Cannington - Australia
BHP, Gregory Crinum - Australia
Anglo American, Grosvenor - Australia
12. Perilya, Potosi - Australia
Rio Tinto, Northparkes - Australia
13. CMT, Mt. Lyell - Tasmania

Outline



Why do we need another program?

Background/Development

FPP Components

Implementation Challenges/Solutions

Planning for Sustainability

Why Do We Need a Fatality Prevention Program?



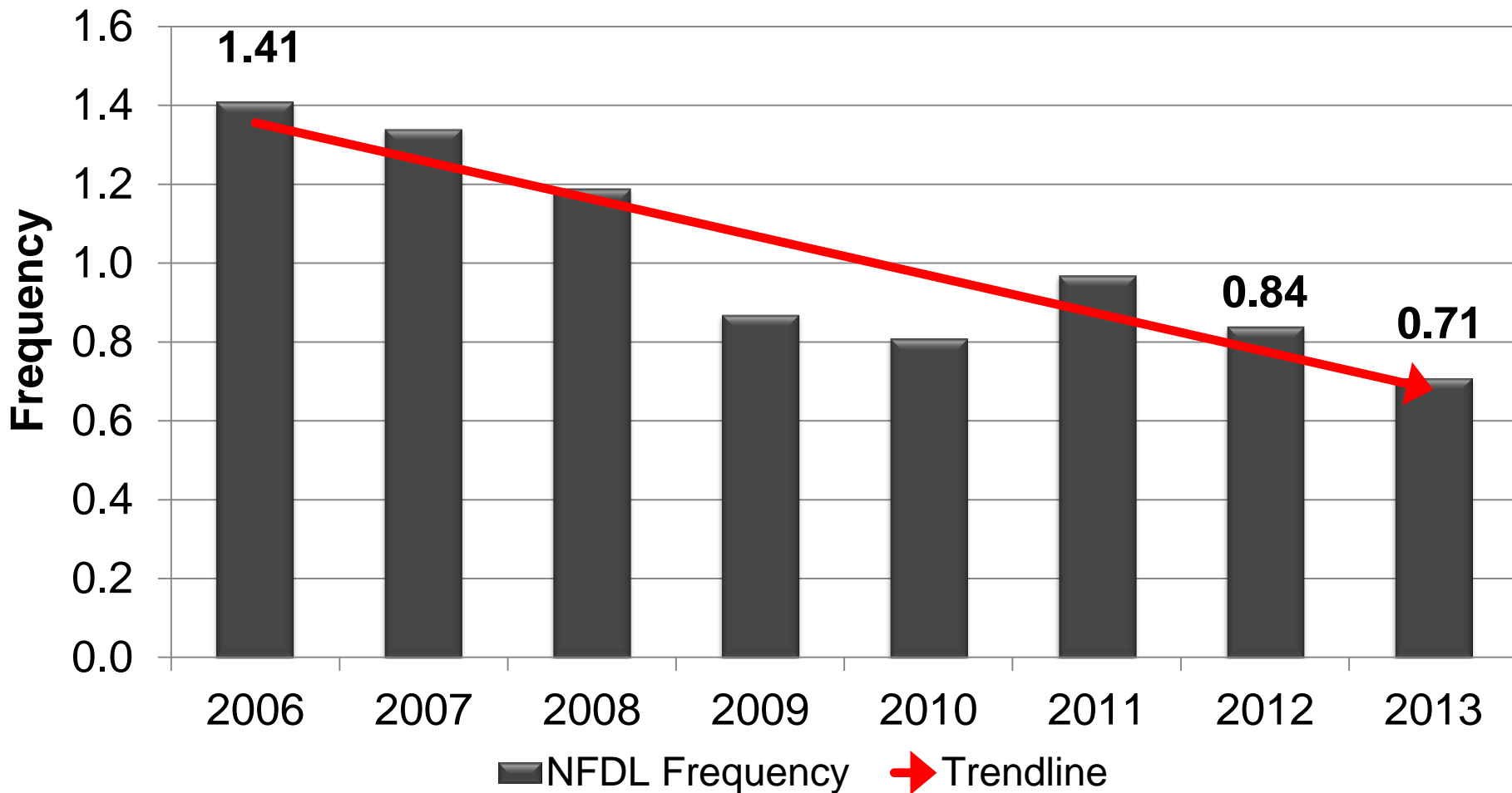
Overall trend suggests that occupational fatality rates have plateaued.

We have experienced fatalities.

Falling injury rates can be deceiving.

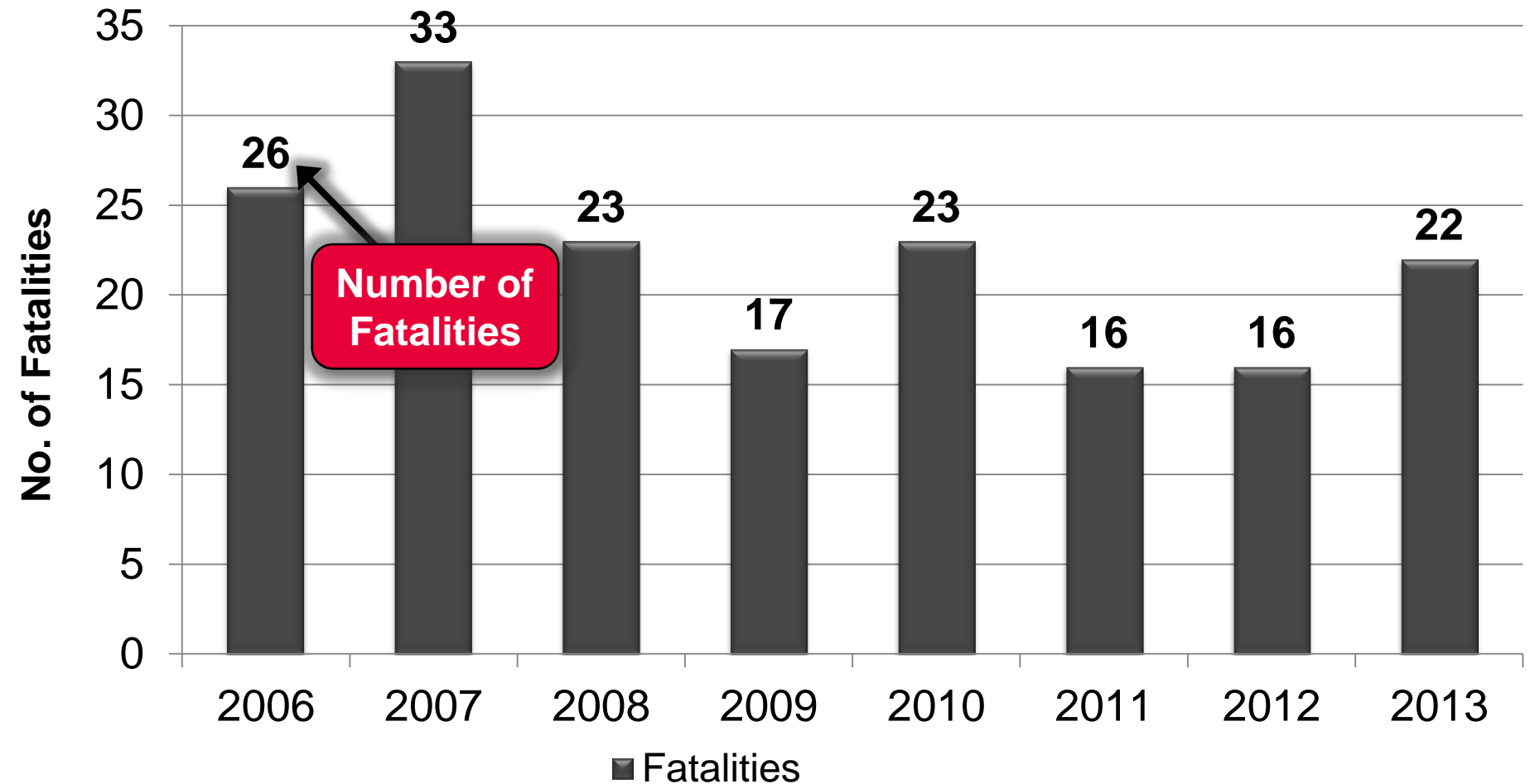
A low or decreasing injury rate does not guarantee that fatal risks are being adequately managed.

USA Metal/Non-metal Mining Lost-Time Injury* Frequencies

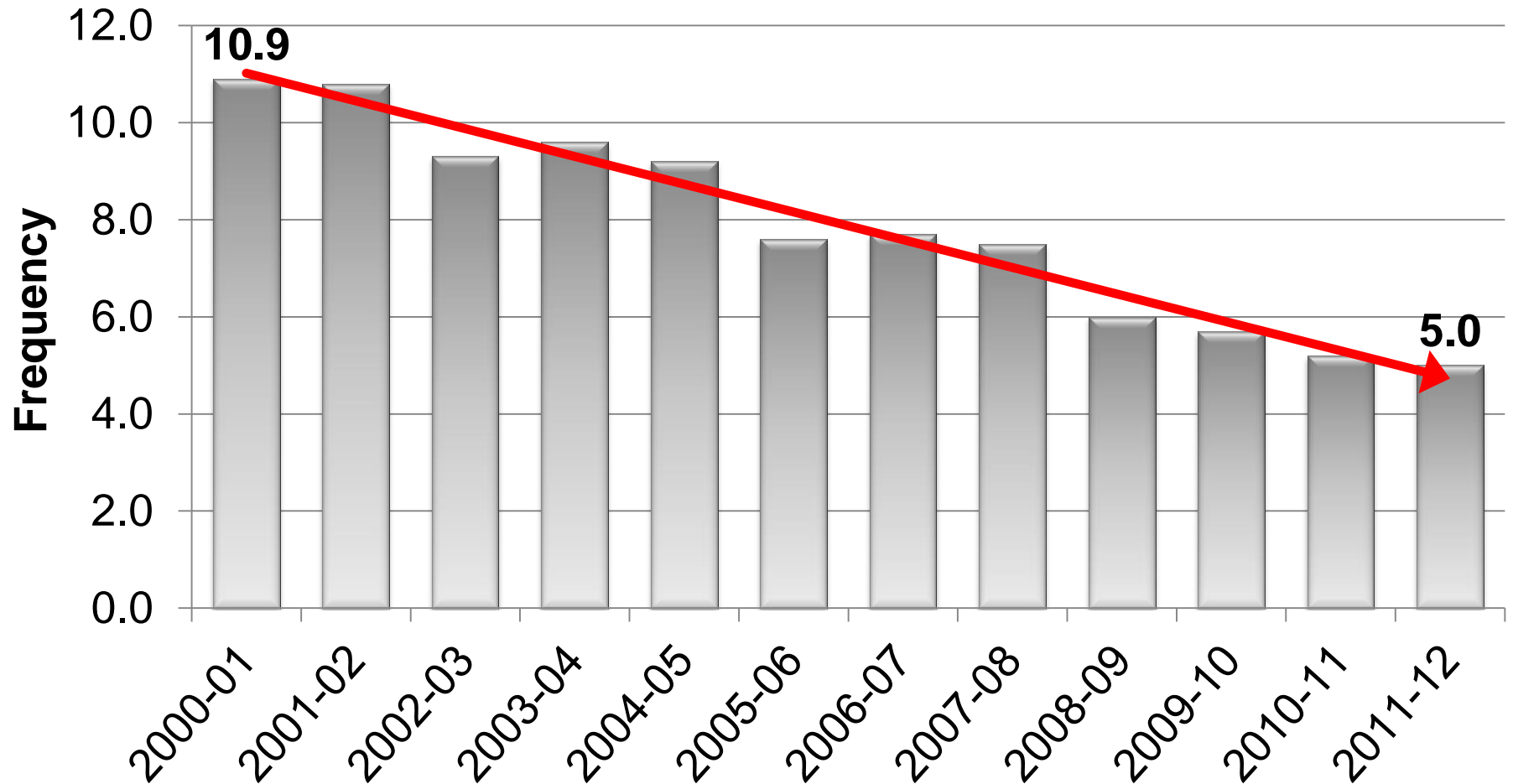


USA Metal/Non-metal Mining

Fatal Injuries

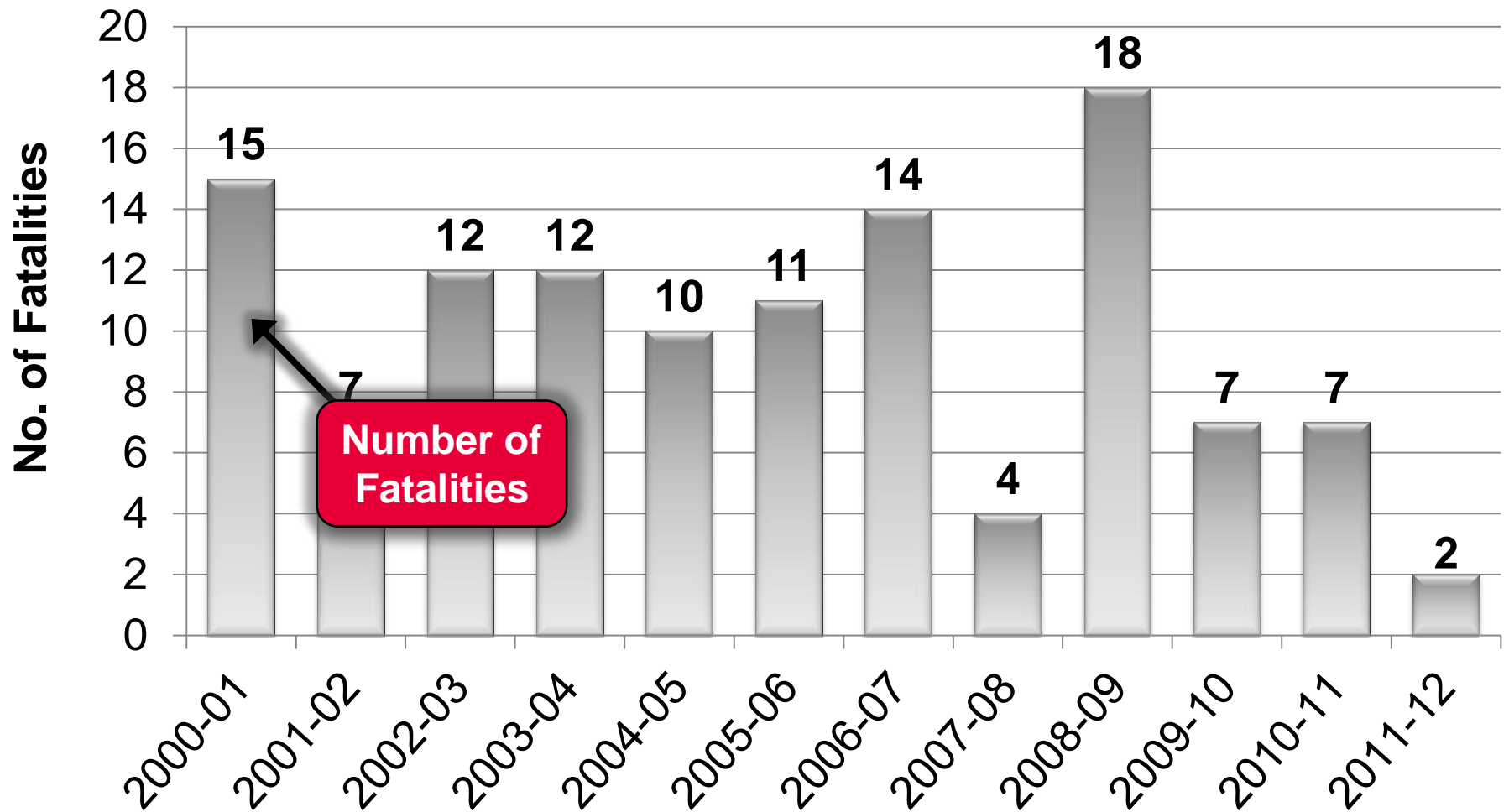


Australian Mining Sector Lost Time Injury Frequencies

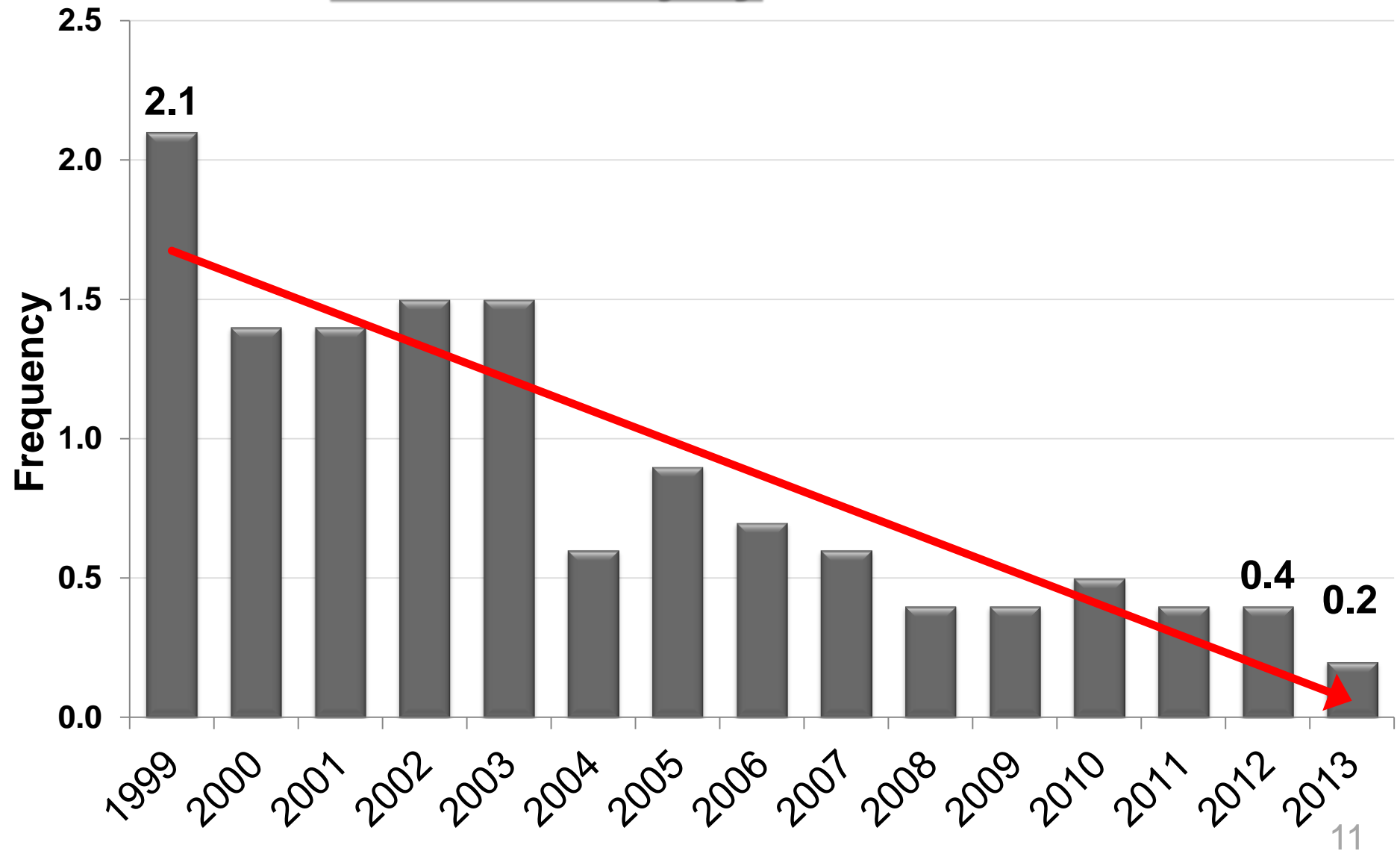


Number of lost-time injuries per 1 million hours worked

Australian Mining Sector Fatal Injuries

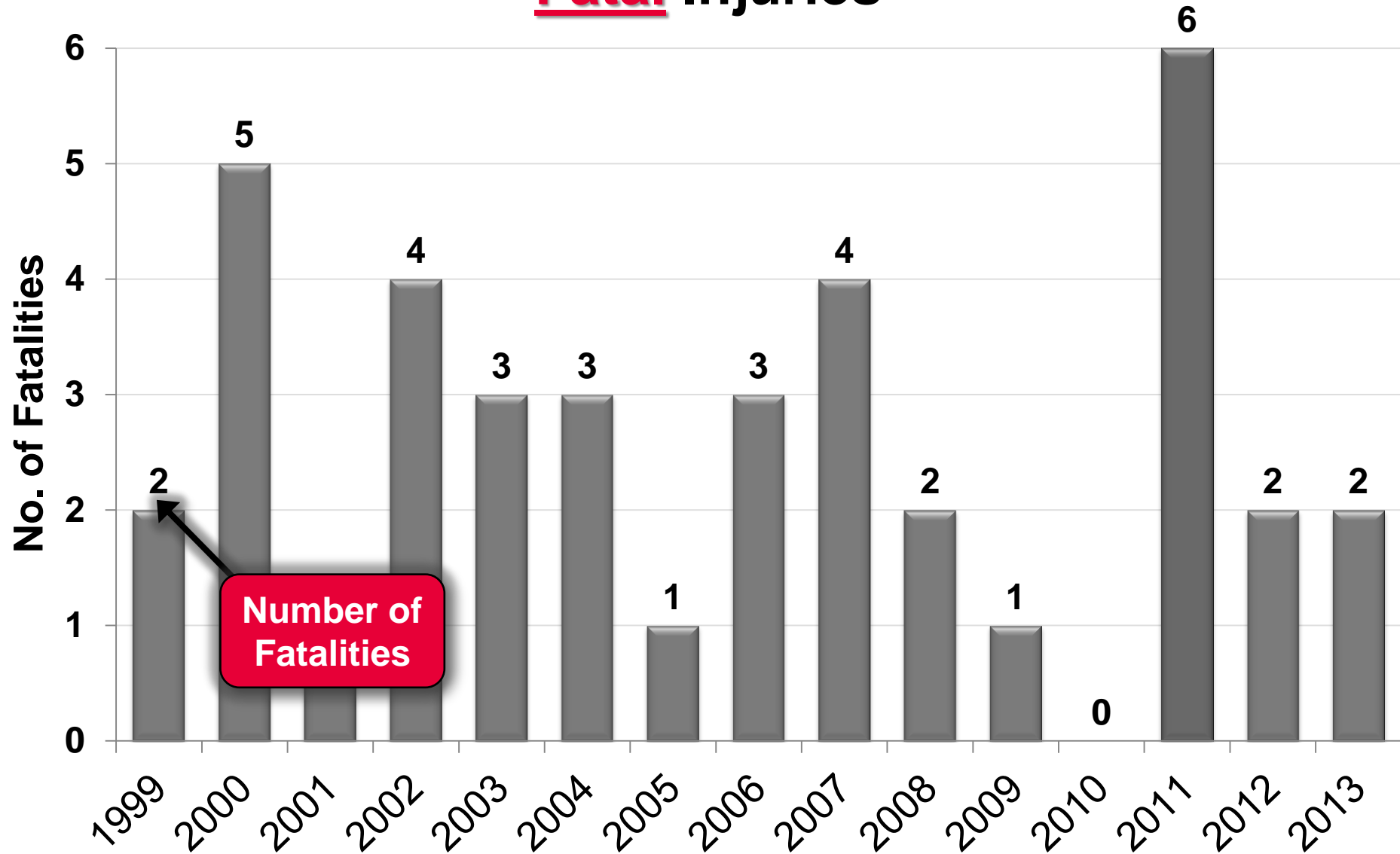


Ontario Mining Contractors Lost-Time Injury Frequencies



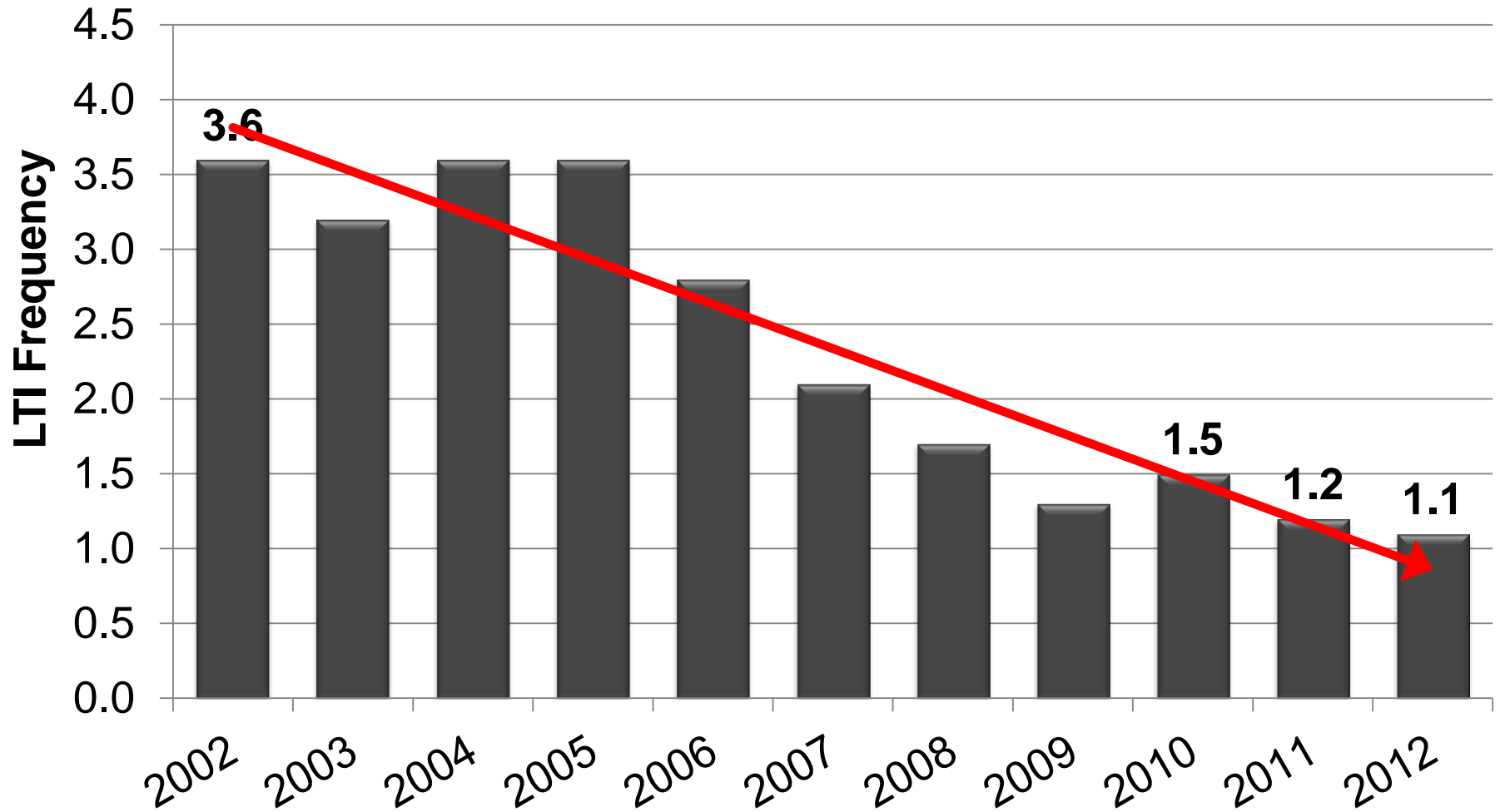
Ontario Mining Sector

Fatal Injuries



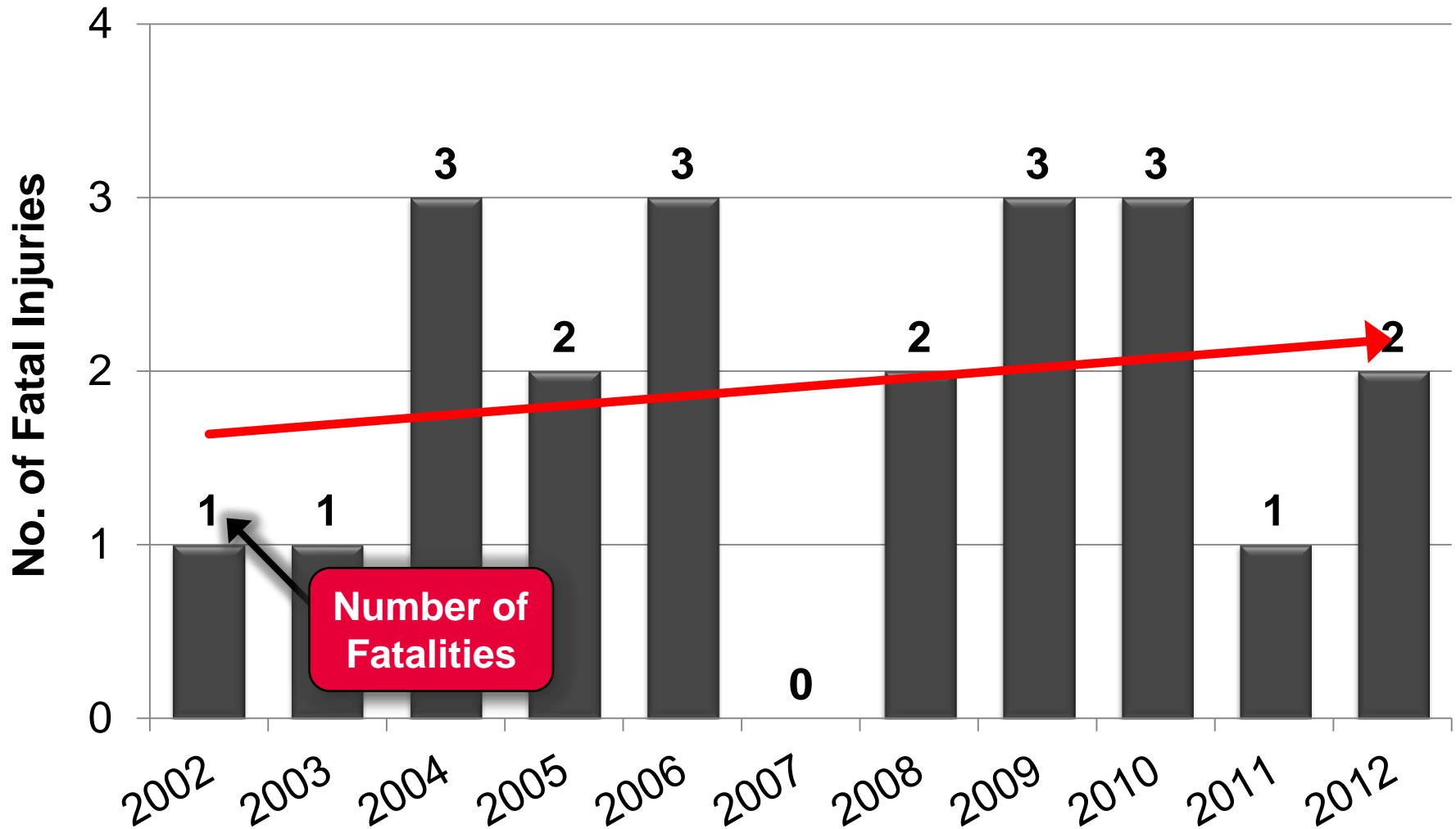
Quebec Mining Sector

Lost Time Injury Frequencies



Quebec Mining Sector

Fatal Injuries



Peer Inspiration and Industry Best Practices



Mining Contractors and Engineers

- Australian
 - Charter
 - Rules
- Other projects
- South African Industrial Theater



Peer Inspiration and Industry Best Practices



Peer Inspiration and Industry Best Practices



Mining Contractors and Engineers

ICMM

International Council
on Mining & Metals

Leadership Matters
The elimination of fatalities



RioTinto



BARRICK

GOLDCORP



VALE

GLENCORE



xstrata



CODELCO

Orgullo de Todos



ANGLOGOLD ASHANTI



bhpbilliton



ANGLO AMERICAN



FREEPORT-McMoRAN COPPER & GOLD INC.

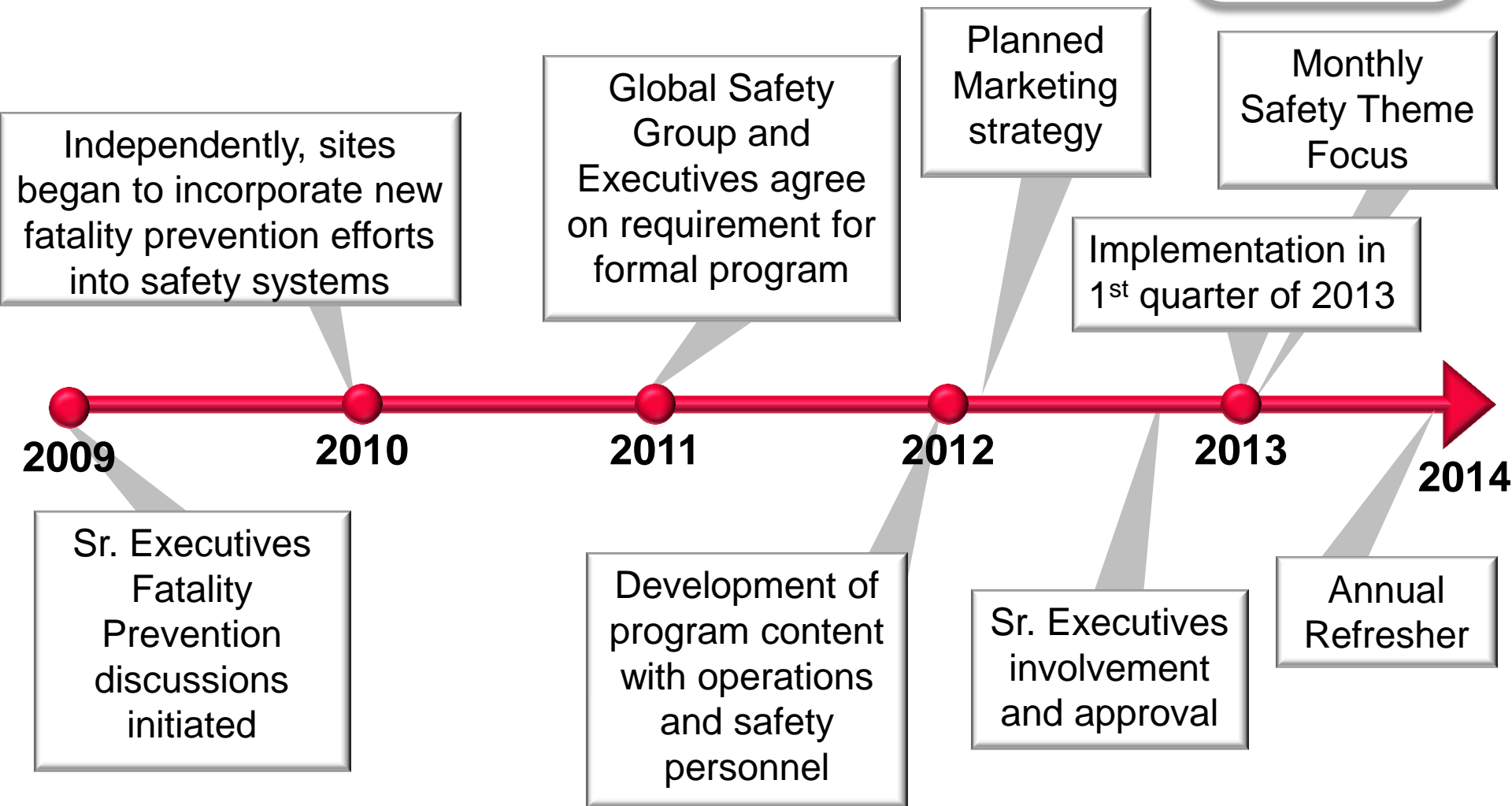


SUMITOMO METAL MINING CO., LTD.

Fatality Prevention Program



Mining Contractors and Engineers



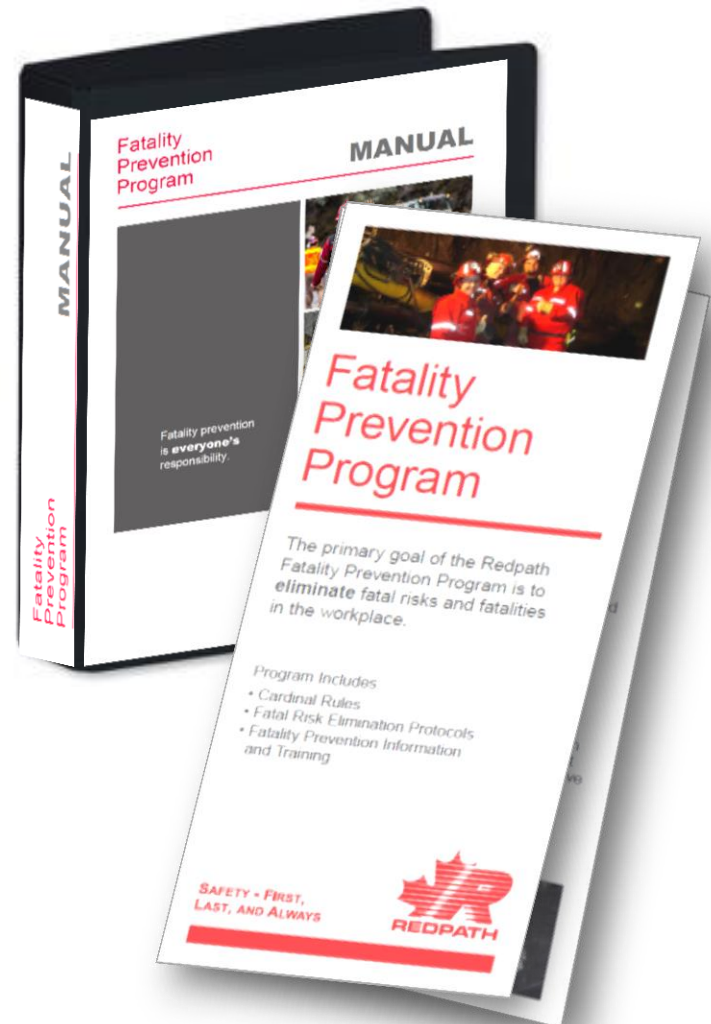
Fatality Prevention Program



Mining Contractors and Engineers

Program Goal:

To eliminate fatal risks and fatalities in the workplace.



Program Objectives



1. Develop and maintain a **commitment from all leaders** to implement fatality prevention program.
2. **Engage all employees** in the process of fatality prevention.
3. Ensure universal compliance with Redpath's **Cardinal Rules** and **Fatal Risk Elimination Protocols**.

Fatality Prevention Program



CONTENTS:

- Training Presentation
- New Personal Safety Plan Template
- Cardinal Rules
- Fatal Risk Elimination Protocols
- Employee Pamphlet
- Fatality Prevention Charters
- Serious Incidents Register and Review Procedure
- Cardinal Rules added to 5 Point Safety Card
- Promotional Material (stickers/posters, etc.)
- Fatality Prevention Program Manual
- Ongoing initiatives



5 Point Safety System

Workplace Location:

		1			2		
		W	S	SL	W	S	SL
1.	Are the entrances and travelways to your workplace in good order? If not -- stop and correct!						
2.	Are your workplace and equipment in good condition? If not -- stop and correct!						
3.	Are you and your co-workers working safely? (Proper tools, standards, procedures, etc.)						

CARDINAL RULES:

Which lifesaving
Cardinal Rule(s) apply to
the work I am doing today?

IF NO IS ANSWERED TO ANY OF THE ABOVE POINTS, **EXPLAIN AND OUTLINE THE STOP & CORRECT ACTION TAKEN BELOW:**

CARDINAL RULES:

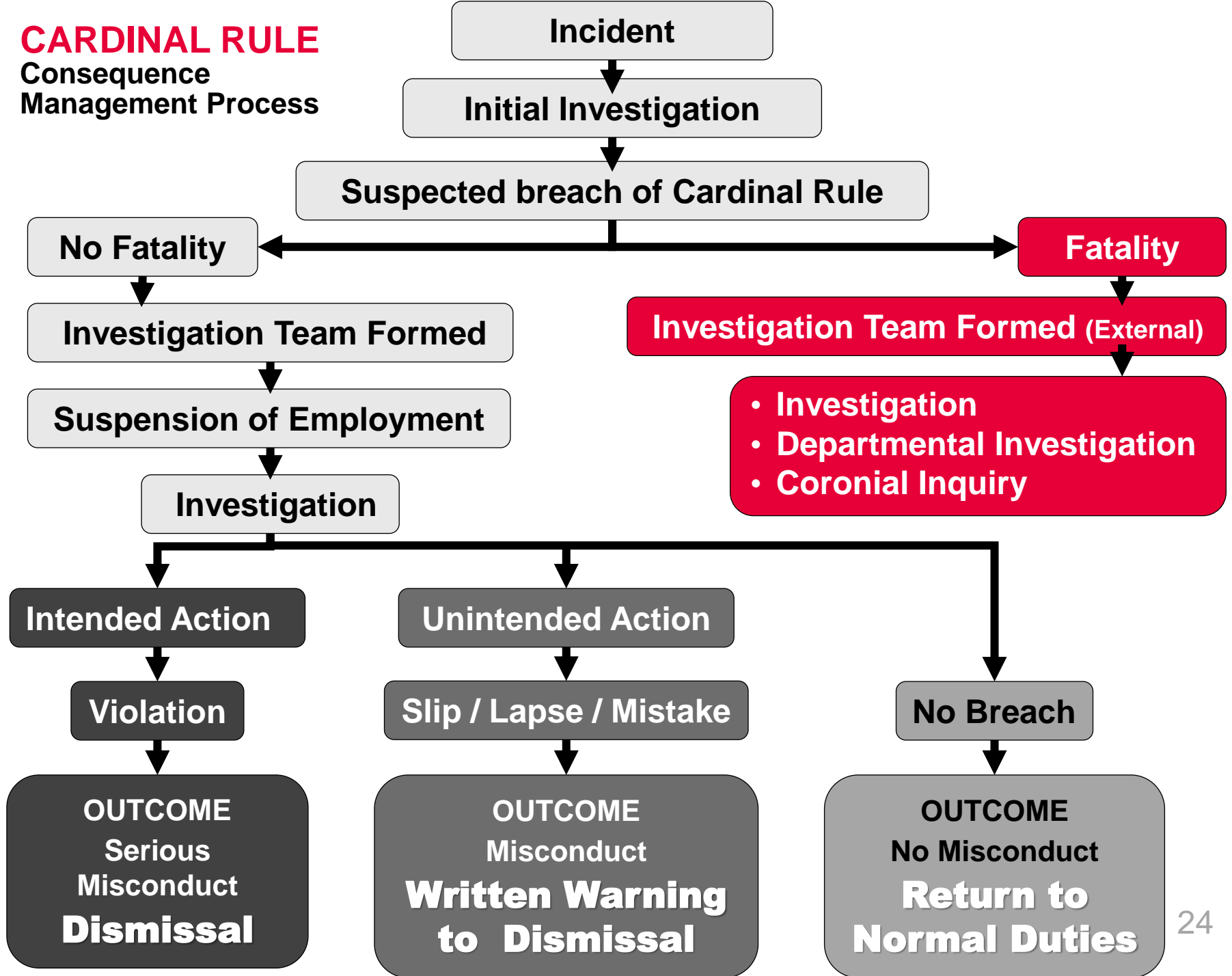
Which lifesaving
Cardinal Rule(s) apply to
the work I am doing today?

1st LINE SUPERVISOR:	2nd LINE SUPERVISOR:	OTHER: (Management, Safety, etc.)
TIME:	TIME:	TIME:

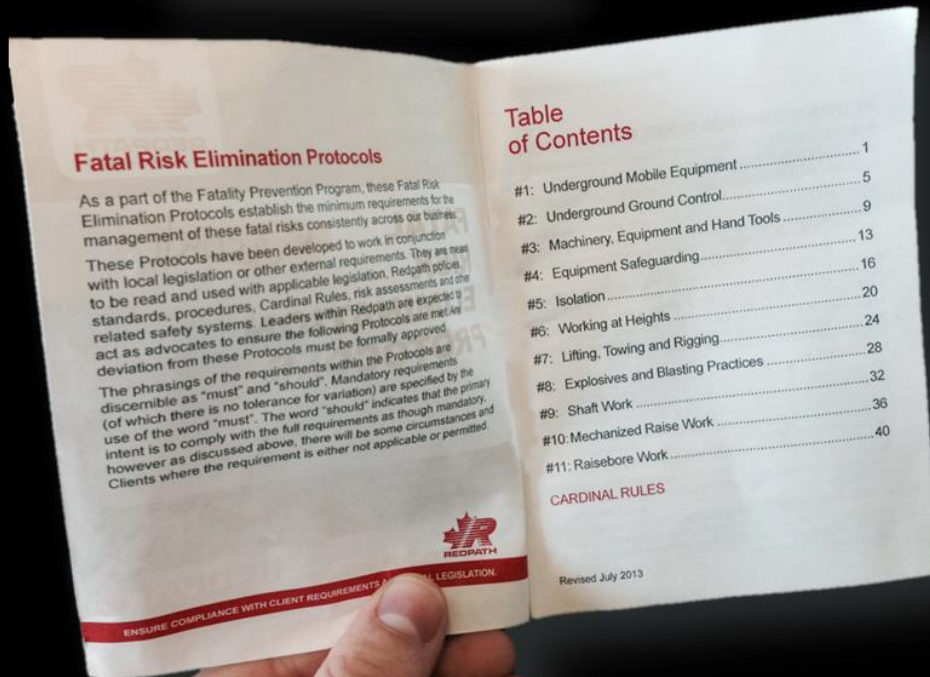

1. **NEVER** move or operate machinery or equipment without the appropriate training and authorization.
2. **NEVER** tamper with or make a safety device inoperable.
3. **ALWAYS** correctly isolate equipment from all energy sources before working on it.
4. **NEVER** remove another person's personal underground access tag or personal lock.
5. **NEVER** enter an area that has access prohibiting barricades or signs without authorization.
6. **NEVER** work or travel under unsupported ground or suspended loads (excluding shaft operations; refer to Fatal Risk Elimination Protocols for Underground Ground Control and Shaft Work).
7. **NEVER** work at height above the site's prescribed distance or within the site's prescribed distance from open holes without suitable fall protection.
8. **ALWAYS** comply with explosives, blasting and re-entry procedures.
9. **NEVER** operate heavy equipment within 10 metres of any pedestrian without first establishing and then maintaining positive contact.
10. **ALWAYS** park equipment securely so that it cannot move in an uncontrolled way.

CARDINAL RULE

Consequence
Management Process



Employee Booklets



Workplace Posters

Fatal Risk Elimination Protocols



1. Underground Mobile Equipment
2. Underground Ground Control
3. Machinery, Equipment and Hand Tools
4. Equipment Safeguarding
5. Isolation
6. Working at Heights
7. Lifting, Towing and Rigging
8. Explosives and Blasting Practices
9. Shaft Work
10. Mechanized Raise Work
11. Raisebore Work



PERSONAL SAFETY PLAN (PSP) - YEAR

I commit to doing the following to improve Redpath's safety performance this year:

Specifically, to prevent workplace fatalities, I am committed to do the following:

PSP prepared by:

Name: _____


Signature: _____

Date: _____

<i>PSP reviewed by:</i>	<i><u>Name</u></i>	<i><u>Date</u></i>
<i>Superintendent</i>		
<i>Area/Project Manager</i>		
<i>General Manager</i>		

*See attached for examples






CARDINAL RULES

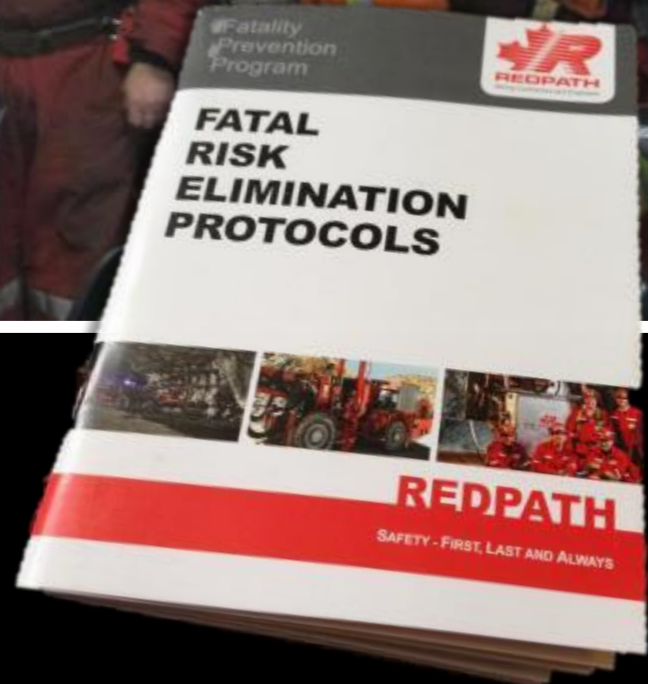
**Everyone in the
workplace must know
and abide by the
Redpath Cardinal Rules**

"Safety, First, Last and Always"

redpathtraining.com







Fatality Prevention Program

Enter Mine/Site Name Here

Fatality Prevention Charter

As a Redpath employee at this mine, I embrace the belief that with a strong safety culture, the required resources and safety systems, all work can be performed without harm.

I understand and commit to abide by the Cardinal Rules and Fatal Risk Elimination Protocols and to participate in fatality prevention efforts. I promise to be vigilant in identifying potentially fatal risks, bringing them to the attention of my supervisor and to get the required resources and/or expertise to resolve them.

I understand that I play a significant role in maintaining Redpath's high standards in safety, production and service which create a desire for our continuing services in the mining industry and help keep myself and fellow workers alive and safe.

I understand the possible fatal implications of failing to abide by the Cardinal Rules and Fatal Risk Elimination Protocols in addition to the potential for immediate termination of employment.

I recognize my role in setting a safe example for others and maintaining my integrity and that of the Company. In the event that I am at any time unsure about the application of a particular rule or protocol I commit to STOPPING the job and asking for assistance.

Signatures:



SAFETY - FIRST,
LAST, AND ALWAYS



2014

Fatality Prevention Program

Enter Mine / Site Name Here

Fatality Prevention Charter

As a Redpath employee, I embrace the belief that with a strong safety culture, the required resources and safety systems, all work can be performed without harm.

I understand and commit to abide by the Cardinal Rules and Fatal Risk Elimination Protocols and to participate in fatality prevention efforts. I promise to be vigilant in identifying potentially fatal risks, bringing them to the attention of my supervisor and to get the required resources and/or expertise to resolve them.

I understand that I play a significant role in maintaining Redpath's high standards in safety, production and service which create a desire for our continuing services in the mining industry and help keep myself and fellow workers alive and safe.

I understand the possible fatal implications of failing to abide by the Cardinal Rules and Fatal Risk Elimination Protocols in addition to the potential for immediate termination of employment.

I recognize my role in setting a safe example for others and maintaining my integrity and that of the Company. In the event that I am at any time unsure about the application of a particular rule or protocol I commit to STOPPING the job and asking for assistance.

Signatures:



SAFETY - FIRST,
LAST, AND ALWAYS



2014

Labor Project
Fatality Prevention Charter

Signatures:

[Handwritten signatures]

[Handwritten signature]




A TRAVEL FORM MUST BE
OUT PRIOR TO TRAVEL
OR YOU

Implementation Challenges



- Languages
- Cultures
- Various Clients
- Document Control
- Roll-Out/Training

Planning for Sustainability



Safety Strategic Planning

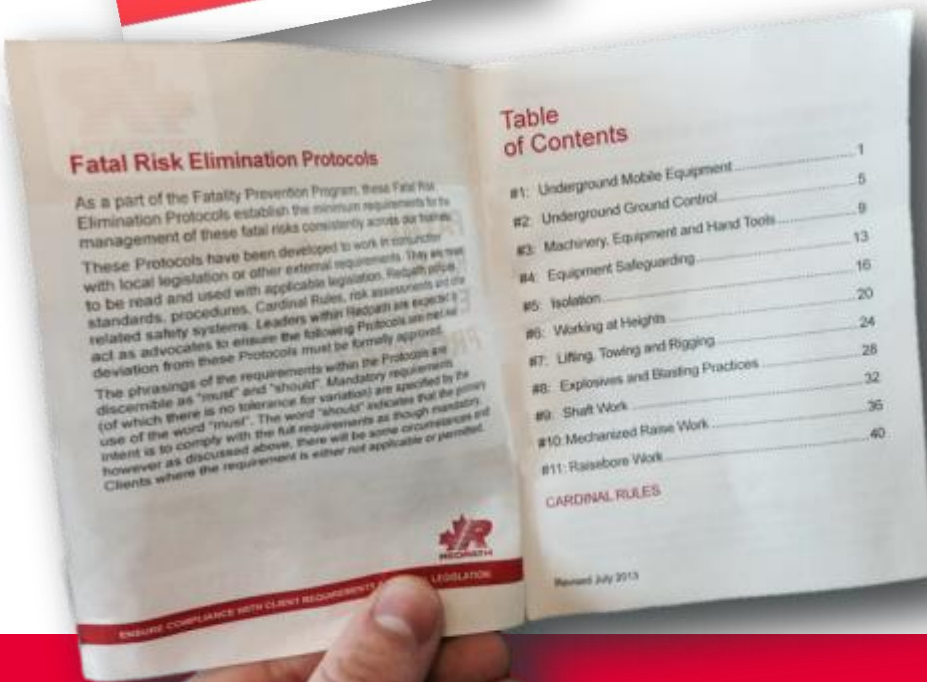
Perception Survey

Protocols Booklets

Hire package

Safety Program

- documentation
- activities



Fatality Prevention Program

Sign Off Sheet

I confirm that the training presentation on the **Fatality Prevention Program** has been presented to me along with the employee pamphlet, **Cardinal Rules** and **Fatal Risk Elimination Protocols**.

☐

I understand them, and commit to abide by the **Cardinal Rules, Fatal Risk Elimination Protocols** and best practices as described in the presentation.

☐

I promise to be vigilant in identifying potentially fatal risks, bring fatal risks to the attention of others and to participate in fatality prevention efforts.

☐

I understand the possible fatal implications of failing to abide by the **Cardinal Rules and Fatal Risk Elimination Protocols** in addition to the potential for immediate termination of employment.

☐

In the event that I am at any time unsure about the application of a particular Rule or Protocol I commit to **STOPPING** the job and asking for assistance.

☐

Please print name clearly:

Employee Name	Signature	Date
		/ /
Redpath Supervisors Name	Signature	Date
		/ /

Applicable Cardinal Rules and Protocols

HAZARD ALERT

CUTTING DETONATING CORD

September 10, 2013

NATURE OF THE HAZARD

Detonating cord should be handled with the same care and respect as other explosive materials. Proper tools are required to cut detonating cord. Use of tools which could cause sparking, friction or cutting devices which have a shearing action (i.e. scissors or cutting shears) must not be used to cut detonating cord as it can cause accidental detonation.

CAUSAL FACTORS

- Using the wrong tool for the job
- Inadequate tools

PREVENTION AND PRECAUTIONS

- Always cut detonating cord with the specialized tool specifically designed and approved for cutting detonating cord.
- Specialized tools for cutting detonating cord include:
 - Anvil-type cutters (single bladed cutter that uses guillotine action against non-sparking surface; one side is plastic).
 - Sharp single hooked blade cutting tool.
- Never cut detonating cord with devices that produce metal-to-metal contact, such as scissors, wire cutters, crimpers or similar instruments.
- Never attempt to cut detonating cord by abrasion or with a blow from a sharp or blunt/dull object.
- Never use a hacksaw that may result in abrasive friction from the sawing action.
- Never apply excessive force, intense impact, friction or heat that could cause initiation.
- Read the product's technical data sheet for other safety precautions before use.

5 POINT SAFETY SYSTEM

- #3 Are you and your co-workers working safely? (Proper tools, standards, procedures etc.)
- #5 Can you and your co-workers continue to work safely? Do they have the equipment, motivation and desire to work safely? If not, then you must stop work and correct!

CARDINAL RULE #8: ALWAYS comply with explosives, blasting and re-entry procedures.
FATAL RISK ELIMINATION PROTOCOL #8: Explosives and Blasting Practices



SAFETY - FIRST, LAST, AND ALWAYS



FLASH REPORT

This report is intended to provide initial internal notification that an injury or incident has occurred. The report is to be completed on the day of the occurrence and sent to the North Bay Head Office Safety & Training Department for review and approval prior to circulation.

REGION:

PROJECT:

LOCATION:

DEPT:

DATE:

TIME:

SUPERVISOR'S NAME: _____ SUPERINTENDENT: _____

CATEGORY

INJURY ☐

ENVIRONMENTAL ☐

EQUIPMENT DAMAGE ☐

PRODUCTION LOSS ☐

HAZARD ☐

OTHER ☒

SUPERINTENDENT: _____

SEVERITY

FATALITY ☐

LOST TIME ☐

MEDICAL AID ☐

FIRST AID ☐

CLOSE CALL ☐

POTENTIAL FATAL EVENT ☐

NATURE OF THE OCCURRENCE:

TREATMENT PROVIDED:

DESCRIPTION OF THE OCCURRENCE:

IMMEDIATE ACTION TAKEN:

WHERE DID THE 5 POINT SAFETY SYSTEM FAILURE OCCUR? WHICH POINT(S)?

RETAIN COPY IN SITE SAFETY FILE

SAFETY - FIRST, LAST, and ALWAYS

Page ___ of ___

October 2013

**Potential Fatal
Event**



PLANNED JOB OBSERVATION & PERFORMANCE DEMONSTRATION

(Please print)

Project name and no.:		Date of observation (dd/mm/yyyy) :	
Reason for observation: <input type="checkbox"/> Job Procedure/ Practice Update <input type="checkbox"/> Recent Injury Associated with Job/Task <input type="checkbox"/> Training Follow-Up <input type="checkbox"/> Experienced Worker Check <input type="checkbox"/> Other: _____			
Type of observation: <input type="checkbox"/> performance demonstration <input type="checkbox"/> Follow-up Original date : _____	Job/task observed:	*Is there a procedure for this job/task? <input type="checkbox"/> Yes <input type="checkbox"/> No	Procedure name and no.:
Has the procedure and/or standard(s) been reviewed with the worker(s) ? <input type="checkbox"/> Yes <input type="checkbox"/> No			
<i>*This form and the procedure for the job/task must be available in the workplace at the time of the observation for reference. Please consider the items listed on the second page of this document while making your observations. Pictures and/or drawings are recommended.</i>			
WORKER(S) TO BE OBSERVED			
Name of worker:	Occupation:	Experience at present job/task:	Is worker trained and qualified? (training records verified?) <input type="checkbox"/> Yes <input type="checkbox"/> No <input type="checkbox"/> In Training
Name of worker:	Occupation:	Experience at present job/task:	Is worker trained and qualified? (training records verified?) <input type="checkbox"/> Yes <input type="checkbox"/> No <input type="checkbox"/> In Training
OBSERVATIONS			
1. Could any of the practices or conditions observed result in personal injury or a near miss? <input type="checkbox"/> Yes <input type="checkbox"/> No If yes, please explain:			

3. Were all the applicable procedures, standards and Cardinal Rules followed during the observation? ☐ Yes ☐ No
If no, please explain:

- | |
|--|
| 3. Were all the applicable procedures, standards and <u>Cardinal Rules</u> followed during the observation? <input type="checkbox"/> Yes <input type="checkbox"/> No
If no, please explain: |
| 4. Was any positive recognition given to the worker(s) following the observation? <input type="checkbox"/> Yes <input type="checkbox"/> No
If yes, what was said?: |
| 5. Was any corrective information and instruction given to the worker(s) during the observation? <input type="checkbox"/> Yes <input type="checkbox"/> No
If yes, what was it?: |
| 6. Were the methods and practices observed the most efficient and productive? <input type="checkbox"/> Yes <input type="checkbox"/> No
Please explain: |



INVESTIGATION REPORT

Mine:	Project Number:	Division:
Type of Mishap: (multiple selections possible)		
INJURY	PROPERTY DAMAGE OR	INCIDENT (Potential Loss)

INCIDENT (Potential Loss)

- Injury ☐
- Equipment/property damage ☐
- Loss to process ☐
- Environment ☐
- Potentially Fatal Event (PFE) ☐

Describe Potential Loss:

CONTROLS

Basic/underlying causes of mishaps are the result of lack of control.

Lack of control in this mishap was the result of: (multiple selections possible; provide details)

- Inadequate program Yes ☐ No ☐
- Inadequate work standards or procedure Yes ☐ No ☐
- Inadequate compliance to standards or procedure Yes ☐ No ☐
- Inadequate compliance to Cardinal Rule(s) Yes ☐ No ☐
- Inadequate compliance to Fatal Risk Elimination Protocols Yes ☐ No ☐

Supervisor: _____ Investigator: _____ Date: _____

Online Resources



REDPOINT
Redpath Global Communications

Safety, Health & Environment ▶ All Regions-Fatality Prevention

Email Safety Group: safety.group@redpathmining.com

Safety, Health & Environment

Corporate Sites

Redpoint

Redpoint

Safety, Health & Environment

Search

All Regions

Africa

Asia

Australia

Europe

North America

South America

Discussion Board

Tell us what you think

 Recycle Bin

 All Site Content

Fatality Prevention Program

The primary goal of the Redpath **Fatality Prevention Program** is to eliminate fatal risks and fatalities in the workplace. The program includes:

- Cardinal Rules
- Fatal Risk Elimination Protocols
- Fatality Prevention Information and Training

SAFETY - FIRST, LAST, AND ALWAYS

Fatality Prevention is **everyone's** responsibility.



☐ URL

[Training Presentation](#)

[Cardinal Rules](#)

[Fatal Risk Elimination Protocols](#)

[Workplace Posters](#)

[Additional Resources](#)

Notes

A generic version of the roll out presentation

Posters relating to the 10 Cardinal Rules available in several sizes and formats.

11 Fatal Risk Elimination Protocols available here as a booklet and workplace posters.

Workplace posters related to Fatality Prevention in a variety of sizes and formats.

Additional resources that can be used to promote Fatality Prevention on site (employee



Click here to submit your ideas and comments on Fatality Prevention.



Planning for Sustainability



- Monthly Themes
 - Cardinal Rules 2013
 - Fatal Risk Elimination Protocols 2014
- Posters/Promotional Items
- Focus on Leading Indicators



Summary



Industry wide injury trends show a need to do more for fatality prevention

We believe there is more benefit than just preventing fatalities

- Employee engagement
- Senior management buy in
- Enhanced safety culture

	Period	Hours Worked	LTI	LTI Frequency	MA	TMI Frequency	TMI % Improvement
Africa	2012	2,184,147	14	1.3	2	1.5	53%
	2013	1,492,418	4	0.5	1	0.7	
	March 2014	453,514	0	0.0	0	0.0	
Americas	2012	9,284,601	18	0.4	88	2.3	22%
	2013	8,384,496	18	0.4	58	1.8	
	March 2014	1,475,544	0	0.0	7	0.9	
Australia	2012	1,452,252	3	0.4	12	2.1	33%
	2013	1,585,209	0	0.0	11	1.4	
	March 2014	337,972	1	0.6	2	1.8	
Europe	2012	554,295	4	1.4	1	1.8	78%
	2013	987,694	0	0.0	2	0.4	
	March 2014	288,815	1	0.7	0	0.7	
The Redpath Group	2012	13,475,295	39	0.6	103	2.1	29%
	2013	12,449,817	22	0.4	72	1.5	
	March 2014	2,555,845	2	0.2	9	0.9	

AMC Company Total*	2012	695,572	0	0.0	3	0.9	78%
	2013	880,070	0	0.0	1	0.2	
	March 2014	246,715	2	1.6	0	1.6	

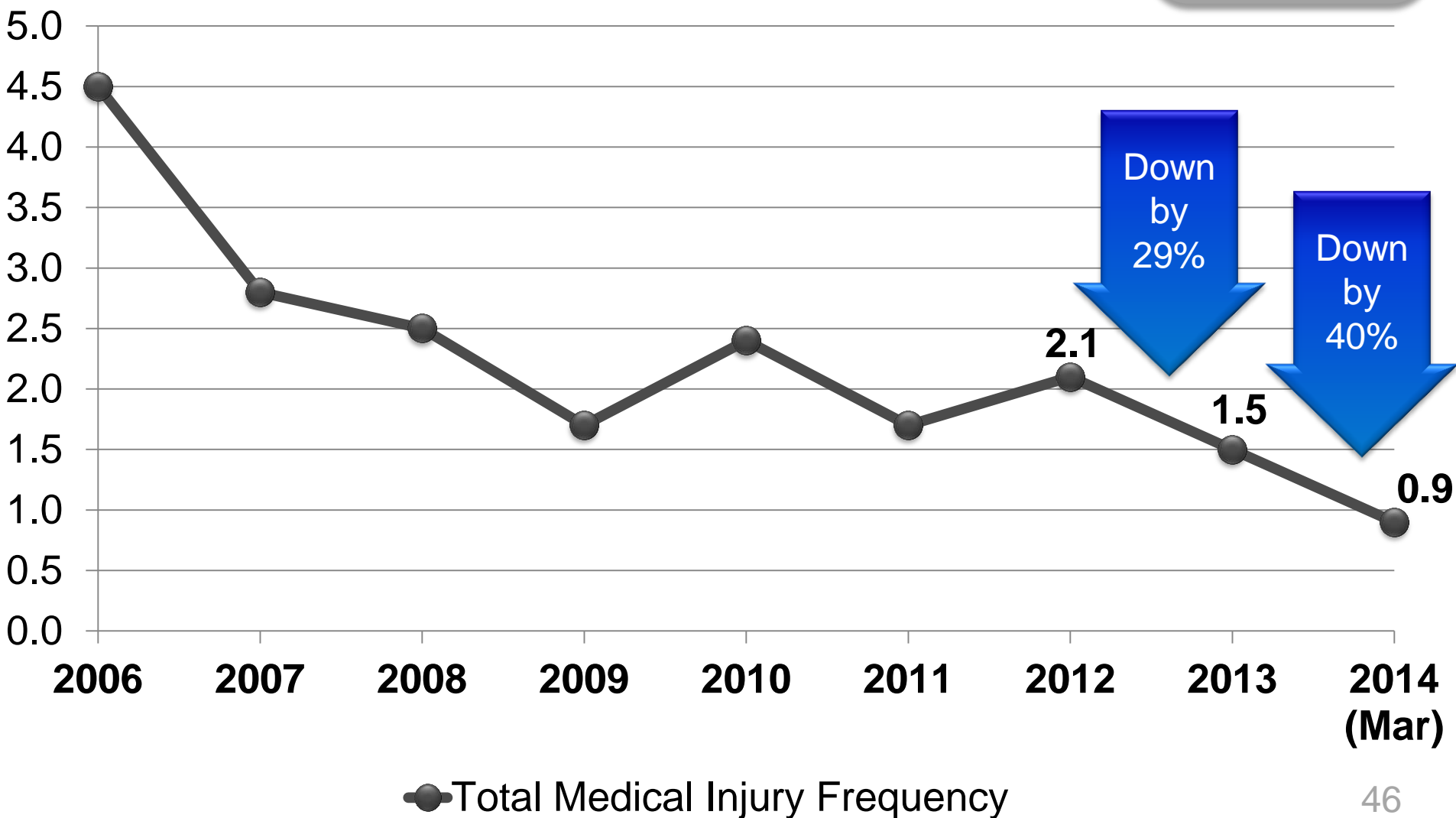
* Includes Sub Contractors

TMI Frequencies 2006 – 2014 (1st Q)

The Redpath Group

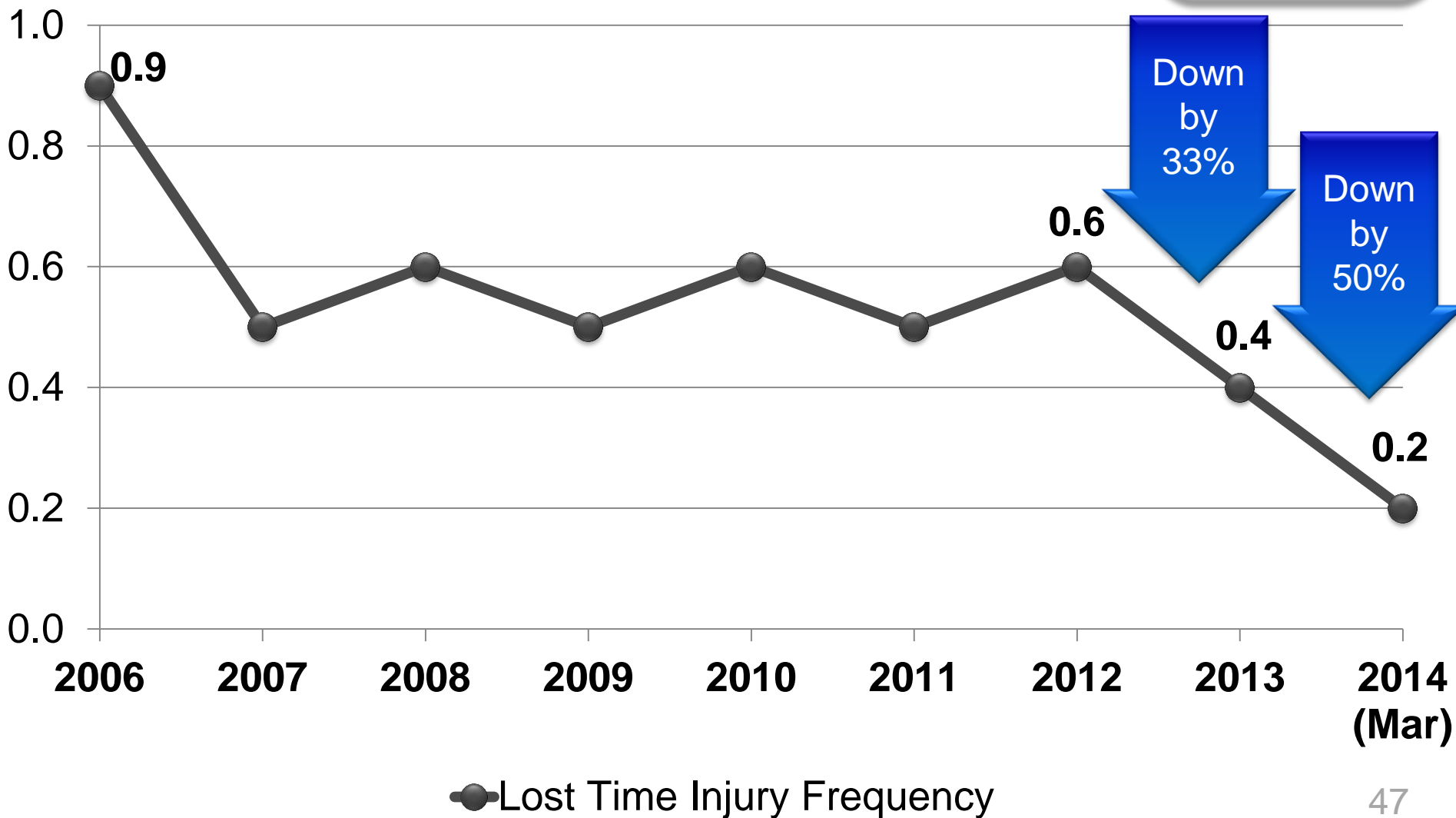


Mining Contractors and Engineers



LTI Frequencies 2006 – 2014 (1st Q)

The Redpath Group



Conclusion



We may never know how many fatalities we prevent.



Thank you.

Bibliography



Allen, K. July 20, 2012. Death at work numbers plateau. Financial Times

AngloGold Ashanti (2007). Strategy to manage falls of ground – a review. Report to Society Case Studies– Occupational Safety and Health retrieved from <http://www.anglogold.com/subwebs/informationforinvestors/reports07/reporttosociety07/files/fogm.pdf> Apking, T. July 12, 2012. Reducing high-severity exposures in the project environment. Industrial Safety & Hygiene News (ISHN) Magazine.

Barkmann, U (2009). Holcim Deutschland Occupational Health and Safety. PowerPoint Presentation.

BHP Billiton Fatal Risk Control Protocols, January 2005. Issue 2.

Bibliography



Diesel Power Opencast Mining (PTY) Ltd. Zero Harm Production: Our Commitment Towards Efficient Zero Harm Production. PowerPoint Presentation.

Grissinger, M (January 2012). Some Red Rules Shouldn't Rule In Hospitals. Pharmacy and Therapeutics, 37(1): 4–5.

Groover, D.R., Krause, T.R., & Martin, D.K (2012). Eight Questions Every Senior Leader Should Ask About Preventing Serious Incidents and Fatalities. Behavioural Science Technology, Inc. Retrieved July 17, 2012 from <http://bstsolutions.com/resources/knowledge-resource/eight-questions-every-senior-leader...>

International Council on Mining & Metals (ICMM) (2012). Leadership Matters: The Elimination of Fatalities.

Bibliography



International Council on Mining & Metals (ICMM) (2012). Leadership Matters: Managing Fatal Risk Guidance

Johnson, February 2, 2012. Recharge your safety program and soar over the “plateau of acceptance”, Industrial Safety & Hygiene News (ISHN) Magazine.

LONMIN Platinum. Limpopo Safety Breakthrough: The Road the Zero Injuries (PowerPoint Presentation).

Minerals Council of Australia (2012). 2011 Annual Report.

Mine Safety and Health Administration (MSHA) - Mining Fatality Statistics for 1900 through 2009 – Metal/Nonmetal Mining.

Bibliography



Mine Safety and Health Administration (MSHA) – (December 13, 2013)
Mine Injury and Worktime Quarterly Statistics Metal/Nonmetal
Data. Retrieved April 2, 2014 from [http://www.msha.gov/ACCINJ/
ALLMET.HTM#.UzwT5YXyJFv](http://www.msha.gov/ACCINJ/ALLMET.HTM#.UzwT5YXyJFv)

Occupational Safety and Health Administration, U.S. Department of
Labor (January 2012). Injury and Illness Prevention Programs:
White Paper.

Quebec Mining Association. Annual Report 2012-2013. Retrieved April
3, 2014 from [http://www.amq-inc.com/index.php/2011-09-28-18-
33-22/documents](http://www.amq-inc.com/index.php/2011-09-28-18-33-22/documents)

Redpath Group Statistics (March, 2014).

Bibliography



Safe Work Australia (Jan. 1, 2008). Safe Work Australia National Data Set for Compensation-based Statistics. Retrieved Apr 2, 2014 from <http://www.safeworkaustralia.gov.au/sites/swa/statistics/ltifr/pages/lost-time-injury-frequency-rates#h2-3>

Walter, L (Jan. 1, 2008). Facing the Unthinkable: Fatality Prevention in the Workplace, How workplace culture, organizational systems and leadership affect the risk of fatalities, and what safety professionals can do to prevent deaths. Retrieved Aug7 from http://ehstoday.com/safety/ehs_imp_78177